

Kai Cheng
Editor

Springer Series in
Advanced Manufacturing

Machining Dynamics

Fundamentals,
Applications and Practices

 Springer

Contents

List of Contributors	xvii
1 Introduction	1
1.1 Scope of the Subject	1
1.2 Scientific and Technological Challenges and Needs	2
1.3 Emerging Trends	4
References	6
2 Basic Concepts and Theory	7
2.1 Introduction	7
2.2 Loop Stiffness within the Machine-tool-workpiece System.....	7
2.2.1 Machine-tool-workpiece Loop Concept.....	7
2.2.2 Static Loop Stiffness	8
2.2.3 Dynamic Loop Stiffness and Deformation.....	9
2.3 Vibrations in the Machine-tool System	10
2.3.1 Free Vibrations in the Machine-tool System.....	10
2.3.2 Forced Vibrations.....	13
2.4 Chatter Occurring in the Machine Tool System	15
2.4.1 Definition	15
2.4.2 Types of Chatters	16
2.4.3 The Suppression of Chatters	16
2.5 Machining Instability and Control.....	17
2.5.1 The Conception of Machining Instability	17

2.5.2 The Classification of Machining Instability	19
Acknowledgements	19
References	19
3 Dynamic Analysis and Control	21
3.1 Machine Tool Structural Deformations	21
3.1.1 Machining Process Forces	22
3.1.2 The Deformations of Machine Tool Structures and Workpieces	30
3.1.3 The Control and Minimization of Form Errors	39
3.2. Machine Tool Dynamics	43
3.2.1 Experimental Methods	43
3.2.2 The Analytical Modelling of Machine Tool Dynamics	47
3.3. The Dynamic Cutting Process	54
3.3.1. Mechanic of Dynamic Cutting	55
3.3.2. The Dynamic Chip Thickness and Cutting Forces.....	59
3.4. Stability of Cutting Process	63
3.4.1 Stability of Turning.....	64
3.4.2. The Stability of the Milling Process.....	68
3.4.3. Maximizing Chatter Free Material Removal Rate in Milling	74
3.4.4. Chatter Suppression-Variable Pitch End Mills	79
3.5. Conclusions	82
References	83
4 Dynamics Diagnostics: Methods, Equipment and Analysis Tools	85
4.1 Introduction	85
4.2 Theory	86
4.2.1 An Example	88
4.2.2 The Substructure Analysis	90
4.3 Experimental Equipment	92
4.3.1 The Signal Processing.....	92
4.3.2 Excitation Techniques.....	93
4.3.3 The Measurement Equipment.....	93
4.3.4 Novel Approaches.....	94
4.3.5 In-process Sensors	96

4.3.6 Dynamometers	96
4.3.7 The Current Monitoring	97
4.3.8 The Audio Measurement.....	97
4.3.9 Capacitance Probes	97
4.3.10 Telemetry and Slip Rings.....	98
4.3.11 Fibre-optic Bragg Grating Sensors.....	98
4.4 Chatter Detection Techniques	98
4.4.1 The Topography.....	100
4.4.2 The Frequency Domain.....	100
4.4.3 Time Domain	105
4.4.4 Wavelet Transforms.....	109
4.4.5 Soft Computing.....	110
4.4.6 The Information Theory.....	111
4.5 Summary and Conclusions	111
Acknowledgements	112
References	112
5 Tool Design, Tool Wear and Tool Life	117
5.1 Tool Design	118
5.1.1 The Tool-workpiece Replication Model	118
5.1.2 Tool Design Principles.....	120
5.1.3 The Tool Design for New Machining Technologies.....	123
5.2 Tool Materials	124
5.2.1 High Speed Steel.....	124
5.2.2 Cemented Carbide.....	124
5.2.3 Cermet.....	125
5.2.4 Ceramics	125
5.2.5 Diamond.....	126
5.2.6 Cubic Boron Nitride.....	127
5.3 High-performance Coated Tools	127
5.3.1 Tool Coating Methods	128
5.3.2 The Cutting Performance of PVD Coated Tools	129
5.3.3 The Cutting Performance of CVD Coated Tools.....	132

5.3.4	Recoating of Worn Tools	133
5.4	Tool Wear	133
5.4.1	Tool Wear Classification	134
5.4.2	Tool Wear Evolution.....	136
5.4.3	The Material-dependence of Wear	138
5.4.4	The Wear of Diamond Tools	139
5.5	Tool Life	142
5.5.1	The Definition of Tool Life	142
5.5.2	Taylor's Tool Life Model	142
5.5.3	The Extended Taylor's Model	144
5.5.4	Tool Life and Machining Dynamics	145
	References	148
6	Machining Dynamics in Turning Processes	151
6.1	Introduction	151
6.2	Principles	151
6.2.1	The Turning Process	153
6.3	Methodology and Tools for the Dynamic Analysis and Control.....	154
6.4	Implementation Perspectives.....	155
6.5	Applications.....	156
6.5.1	The Rigidity of the Machine Tool, the Tool Fixture and the Work Material	156
6.5.2	The Influence of the Input Parameters	162
6.6	Conclusions	164
	References	164
7	Machining Dynamics in Milling Processes	167
7.1	Introduction	167
7.1.1	Forced Vibration	167
7.1.2	Self-excited Vibration	168
7.1.3	The Scope of This Chapter	169
7.1.4	Nomenclature in This Chapter	170
7.2	The Dynamic Cutting Force Model for Peripheral Milling	171
7.2.1	Oblique Cutting.....	172

7.2.2 The Geometric Model of a Helical End Mill	173
7.2.3 Differential Tangential and Normal Cutting Forces.....	174
7.2.4 Undeformed Chip Thickness	175
7.2.5 Differential Cutting Forces in X and Y Directions	178
7.2.6 Total Cutting Forces in X and Y Directions	180
7.2.7 The Calibration of the Cutting Force Coefficients.....	181
7.2.8 A Case Study: Verification	186
7.3 A Dynamic Cutting Force Model for Ball-end Milling	186
7.3.1 A Geometric Model of a Ball-end Mill.....	186
7.3.2 Dynamic Cutting Force Modelling	188
7.3.3 The Experimental Calibration of the Cutting Force Coefficients	194
7.3.4 A Case Study: Verification	198
7.4 A Machining Dynamics Model	200
7.4.1 A Modularisation of the Cutting Force	200
7.4.2 Machining Dynamics Modelling.....	203
7.4.3 The Surface Generation Model.....	205
7.4.4 Simulation Model.....	207
7.5 The Modal Analysis of the Machining System	207
7.5.1 The Mathematical Principle of Experimental Modal Analysis	208
7.5.2 A Case Study	209
7.6 The Application of the Machining Dynamics Model	213
7.6.1 The Machining Setup.....	213
7.6.2 Case 1: Cut 13.....	214
7.6.3 Case 2: Cut 14.....	219
7.7 The System Identification of Machining Processes.....	224
7.7.1 The System Identification	225
7.7.2 The Machining System and the Machining Process	226
7.7.3 A Case Study	227
7.7.4 Summary	231
References	231
8 Machining Dynamics in Grinding Processes.....	233
8.1 Introduction	233

8.2 The Kinematics and the Mechanics of Grinding	236
8.2.1 The Geometry of Undeformed Grinding Chips	236
8.3 The Generation of the Workpiece Surface in Grinding	242
8.4 The Kinematics of a Grinding Cycle	248
8.5 Applications of Grinding Kinematics and Mechanics	253
8.6 Summary	259
References	261
9 Materials-induced Vibration in Single Point Diamond Turning	263
9.1 Introduction	263
9.2 A Model-based Simulation of the Nano-surface Generation.....	264
9.2.1 A Prediction of the Periodic Fluctuation of Micro-cutting Forces.....	265
9.2.2 Characterization of the Dynamic Cutting System.....	269
9.2.3 A Surface Topography Model for the Prediction of Nano-surface Generation	271
9.2.4 Prediction of the Effect of Tool Interference	275
9.2.5 Prediction of the Effect of Material Anisotropy.....	277
9.3 Conclusions	278
Acknowledgements	279
References	279
10 Design of Precision Machines	283
10.1 Introduction	283
10.2 Principles	284
10.2.1 Machine Tool Constitutions.....	284
10.2.2 Machine Tool Loops and the Dynamics of Machine Tools	288
10.2.3 Stiffness, Mass and Damping.....	290
10.3 Methodology	293
10.3.1 Design Processes of the Precision Machine	293
10.3.2 Modelling and Simulation.....	295
10.4 Implementation.....	298
10.4.1 Static Analysis	298
10.4.2 Dynamic Analysis.....	298
10.4.3 A General Modelling and Analysis Process Using FEA.....	300

10.5 Applications.....	303
10.5.1 Design Case Study 1: A Piezo-actuator Based Fast Tool Servo System	303
10.5.2 Design Case Study 2: A 5-axis Micro-milling/ grinding Machine Tool	313
10.5.3 Design Case Study 3: A Precision Grinding Machine Tool.....	317
Acknowledgements	320
References	320
Index	323

1

Introduction

Kai Cheng

Advanced Manufacturing and Enterprise Engineering (AMEE) Department
School of Engineering and Design
Brunel University
Uxbridge, Middlesex UB8 3PH, UK

1.1 Scope of the Subject

Machining processes are industrial processes in which typically metal parts are shaped by removal of unwanted materials. They are still the fundamental manufacturing techniques and it is expected to remain so for the next few decades. According to the International Institution of Production Research (CIRP), machining accounts for approximately half of all manufacturing techniques, which is a reflection of the achieved accuracy, productivity, reliability and energy consumption of this technique.

Future machine tools have to be highly dynamic systems to sustain the required productivity, accuracy and reliability. Both the machine tool system (Machine/Tool-holder/Tool/Workpiece/Fixture) and machining processes are necessary to be optimized for their usability, cutting performance or the process capability to meet the productivity, precision and availability requirements of the end user. Furthermore, the machine dynamics and machining process dynamics are two indispensably integrated parts which should be taken into account simultaneously in optimizing the machine system, as illustrated in Figure 1.1.

The machining and machine dynamics within the machine system should be well understood, optimized and controlled, because they have the following direct effects:

- They may degrade machining accuracy and the machined surface texture and integrity.
- They may lead to chatter and unstable cutting conditions.
- They may cause accelerated tool wear and breakage.
- They may result in accelerated machine tool wear and damage to the machine and part.
- They may create unpleasant noises and sounds on the shopfloor because of the chatter and vibrations.

A number of analytical and experimental methods have been developed to study the dynamics of the machining system, with the two basic objectives [1, 2]:

- (1) to identify rules and guidelines to design stable and robust machine tools, and
- (2) to develop rules, models and algorithms for undertaking dynamically stable machining processes in an optimal and adaptive manner.

Machining dynamics are a major factor affecting many production operations, especially high speed machining. Taking account of machining dynamics is particularly important in fine finishing operations, such as grinding, diamond turning, and increasingly, nano/micro machining. As a subject, it is multidisciplinary covering cutting mechanics, tribology, sensor and instrumentation, machine design, tooling, process optimization and control, and manufacturing metrology. The subject combines analytical and experimental work seamlessly together.

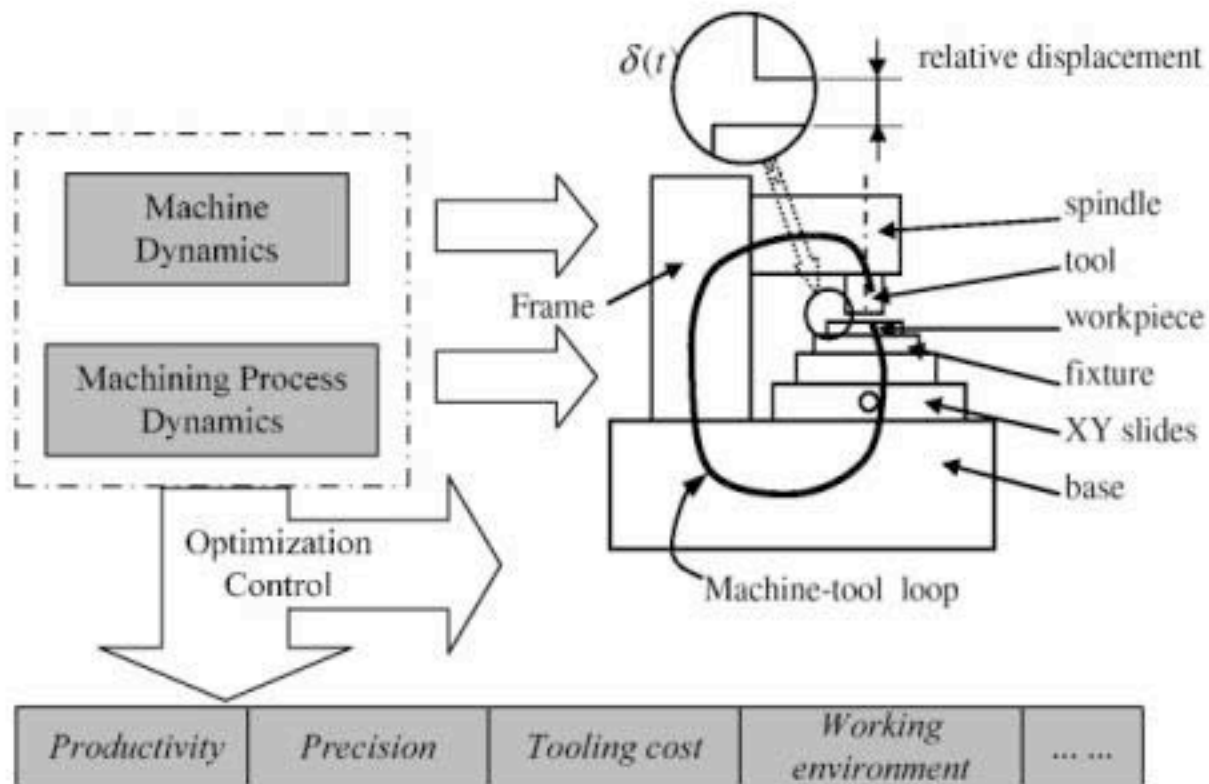


Figure 1.1. The effects of machine and machining dynamics on a machining system

1.2 Scientific and Technological Challenges and Needs

The achievable quality of the precision machined surfaces is affected by four main issues as shown in Figure 1.2. They are the machining process, machine tool performance, workpiece material property and tooling geometry. A scientific approach is needed for building up a theoretical basis to bridge the gap between the surface machined and the determining factors from these four main issues, and to further explore that basis with respect to the desired surface integrity and intended

functional performance through machining. It would therefore be of great significance to investigate the fundamentals of high precision surface generation from the manufacturing science viewpoint, which is essential for achieving high precision manufacturing with repeatability, predictability, producibility and productivity. The ultimate goals of manufacturing science and technology are to achieve modelling, simulation, optimization and control of precision machined surfaces including their surface texture, topography, integrity and functionality generation and formation in production processes.

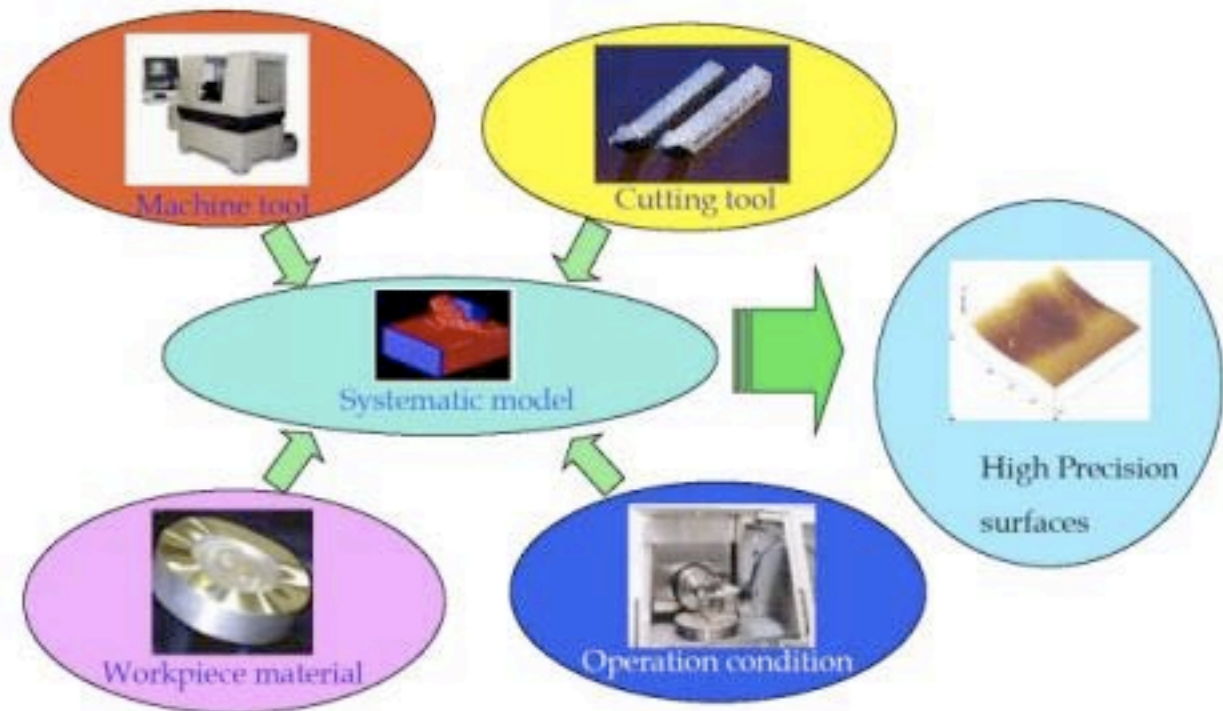


Figure 1.2. Four main issues affecting the precision surface generation

Machining dynamics is the essential and fundamental part for developing the manufacturing science base. They are increasingly important for engaging high speed machining, ultraprecision machining, and nano and micro manufacturing [3, 4, 5].

The advances in computational modelling, sensors, diagnostic equipment and analysis tools, surface metrology, and manufacturing science particularly during the past decade have enabled academia and engineers to research machining dynamics from a new dimension and therefore to have the potential for great industrial benefit, for instance, including:

- Analysis of the material removal dynamics, particularly the effects of cutting speeds and tooling geometry on the stress and temperature conditions at the tool-workpiece interface and thus the surface integrity and functionality.
- Multi-body dynamic analysis of the machine tool structure including the dynamic properties of interfaces between components such as spindles, slideways and drive systems, etc.

- Design of machine tool structures for dynamic repeatability, which is important in predictive control of the machine dynamic performance.
- Dynamic modelling of the machine systems (machine and machining processes) and on line/real time identification of the system modal parameters.
- Development of analytical solutions for the stability of complex contours machining and nonlinear models of interrupted machining.
- Development of novel algorithms (integrated with existing CAD/CAM/CAE tools) for compensation control of machining errors at real time.
- Machining dynamics and micro chatter in ultraprecision machining, and nano and micro cutting.

1.3 Emerging Trends

Increasing demands on manufacturing precision products require the development of precision machines for engaging high value manufacturing. A trend in developing precision machines is that machine tool developers are expected to not only concentrate on the optimization of the machine tool itself in terms of maximum speeds and acceleration of machine axes, but to also take full account of machining dynamics in processes. Therefore, when designing precision machines, it is essential to consider the mechanical structures, control system dynamics, and machining process dynamics simultaneously [6, 7]. An integrated dynamics-driven approach is highly needed for designing precision machines as illustrated in Figure 1.3.

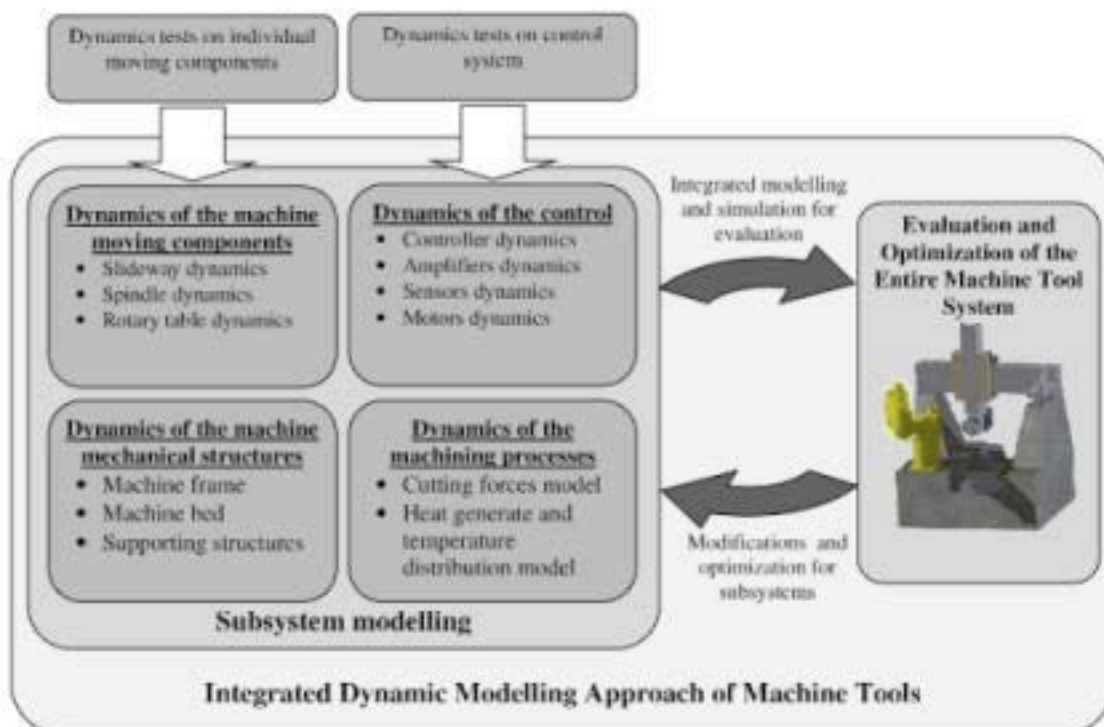


Figure 1.3. Schematic of the integrated dynamics-driven machine design approach

combining FEA, micro-mechanics or molecular dynamics (MD) is being used for modelling the formation of surface integrity such as surface roughness, residual stress, micro hardness, microstructure change and fatigue. Throughout the past decade, there have been tremendous research and development for achieving the ultimate goals as illustrated in Figure 1.4 [9, 10, 11, 12], although it would be a continuous long-lasting process.

References

- [1] Stephenson, DA and Agapiou, JS. *Metal Cutting Theory and Practice*. 2nd Edition, 2006, New York: Taylor & Francis.
- [2] Altintas, A. *Manufacturing Automation: Metal Cutting Mechanics, Machine Tool Vibrations and CNC Design*. 2000, Cambridge: Cambridge University Press.
- [3] Erdel, BP. *High Speed Machining*. 2003, Dearborn, Michigan: Society of Manufacturing Engineers.
- [4] Ehmann, KF, Bourell, D, Culpepper, ML, Hodgson, TJ, Kurfess, TR, Madou, M, Rajurkar, K and De Vor, RE. International assessment of research and development in micromanufacturing. 2005. World Technology Evaluation Center, Baltimore, Maryland.
- [5] Liu, X, DeVor, RE, Kapoor, SG, and Ehmann, KF. The mechanics of machining at the microscale: Assessment of the current state of the science. *Journal of Manufacturing Science and Engineering, Transactions of the ASME*, 2004. 126 (4): p. 666–678.
- [6] Zaeh, M. and Siedl, D. A new method for simulation of machining performance by integrating finite element and multi-body simulation for machine tools. *Annals of the CIRP*, 2007. 56(1): p. 383–386.
- [7] Maj, R, Modica, F and Bianchi, G. Machine tools mechatronic analysis. *Proceedings of the Institution of Mechanical Engineers, Part B: Journal of Engineering Manufacture*, 2006. 220(3): p. 345–353.
- [8] Luo, X, Cheng, K, Webb, D and Wardle, F. Design of ultraprecision machine tools with applications to manufacture of miniature and micro components. *Journal of Materials Processing Technology*, 2005. 167(2-3): p. 515–528.
- [9] Cheung, CF and Lee, WB. Modelling and simulation of surface topography in ultraprecision diamond turning. *Proceedings of the Institution of Mechanical Engineers, Part B: Journal of Engineering Manufacture*, 2000. 214(4): p. 463–480.
- [10] Salisbury, EJ, Domala, KV, Moon, KS, Miller, MH and Sutherland, JW. A three-dimensional model for the surface texture in surface grinding, part 1: surface generation model. *Transactions of the ASME: Journal of Manufacturing Science and Engineering*, 2001. 123: p. 576–581.
- [11] Luo, XC. *High Precision Surfaces Generation: Modelling, Simulation and Machining Verification*. PhD Thesis, 2004. Leeds: Leeds Metropolitan University.
- [12] Huo, D. and Cheng, K. A dynamics-driven approach to the design of precision machine tools for micro-manufacturing and its implementation perspectives. *Proceedings of the Institution of Mechanical Engineers, Part B: Journal of Engineering Manufacture*, 2008. 222(1): p. 1–13.